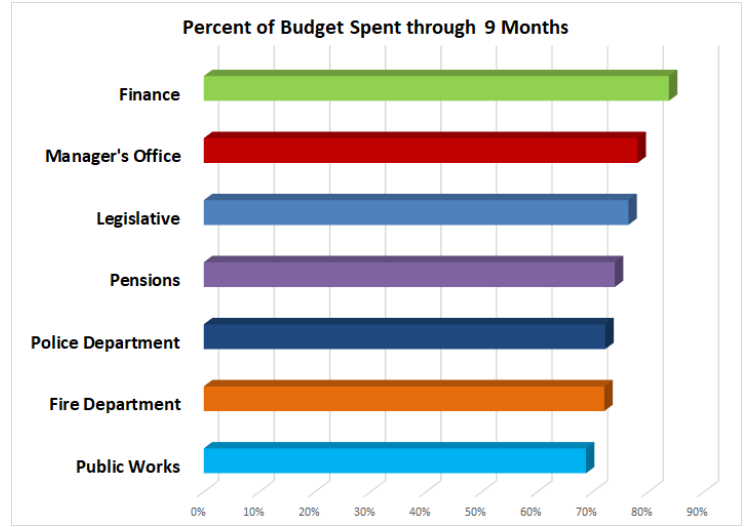
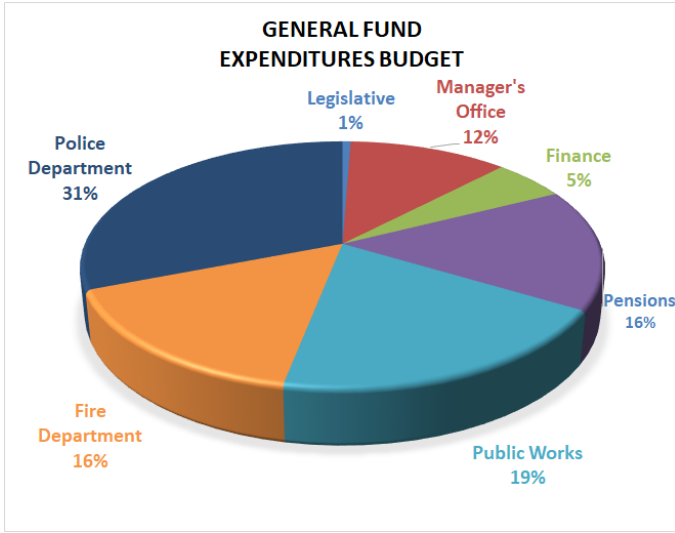
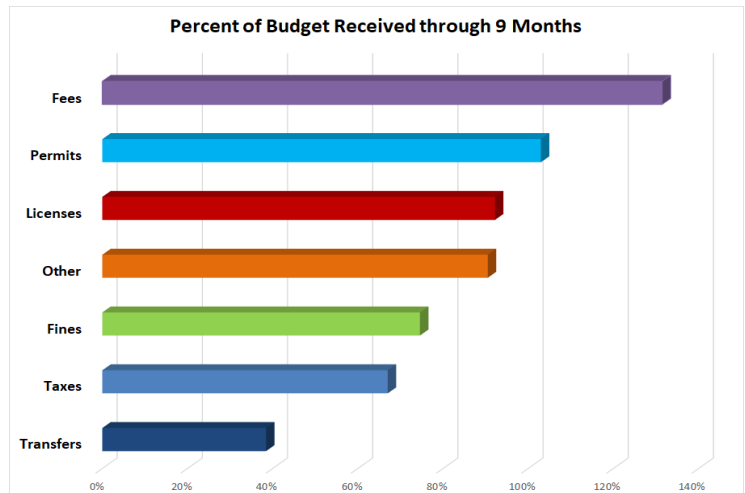
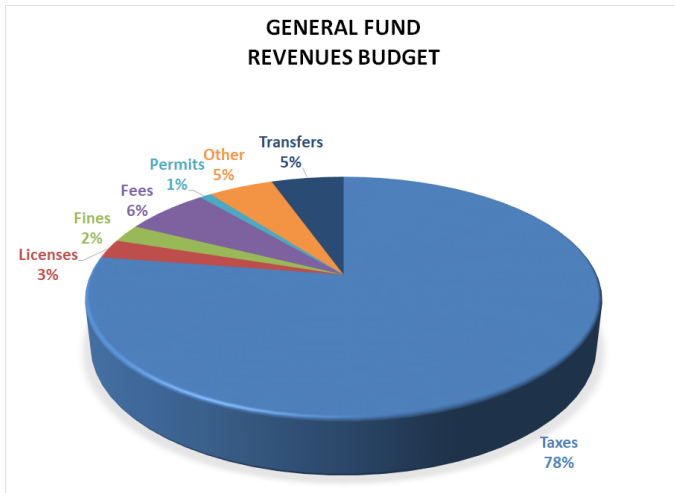


# VILLAGE OF HOMEWOOD TREASURER'S REPORT FY 2023-2024 3RD QUARTER BUDGET VS ACTUALS



- The Village has expended 73% of the General Fund budget 9 months in to Fiscal Year 2022-2023.
- The majority of the Finance budget is our once per year annual premium paid each January to Intergovernmental Risk Management Agency (IRMA) to cover the Village's risk management insurance coverage.
- The Village of Homewood is on pace to finish at or below our budgeted expenses.



- Taxes are the Village's main General Fund revenue source. Included in taxes is Property Tax, Sales Tax, Income Tax, Places for Eating Tax, Utility Taxes among a few others.
- The Cook County first installment tax bill is typically due by March 1st. The due date has been extended to April 3rd in 2023.
- Fees are over 100% collected due to the Parking Fees collected in the Metra lots and the new GEMT ambulance fee revenue.

**2022-2023 Budget vs Actual Analysis**  
**9 Months or 75% of the Year**  
**General Expenses Summary (Unaudited)**

	12 Months Original Budget 2022-2023	12 Months Amended Budget 2022-2023	9 Months Actual 2022-2023	% Actual vs. Budget
<b>111 Legislative</b>	\$ 128,490	\$ 141,490	\$ 108,106	76.4%
121 Manager's Office	\$ 659,952	\$ 693,952	\$ 462,560	66.7%
122 Legal Counsel	257,925	277,925	201,700	72.6%
123 Information Technology	480,623	480,623	282,779	58.8%
124 Community Events	269,983	269,683	234,311	86.9%
125 Community & Economic Development	843,637	856,937	859,064	100.2%
126 Homewood Science Center	186,995	186,995	118,852	63.6%
Total Manager's Office	<b>\$ 2,699,115</b>	<b>\$ 2,766,115</b>	<b>\$ 2,159,266</b>	<b>78.1%</b>
<b>131 Finance</b>	<b>\$ 1,399,417</b>	<b>\$ 1,279,417</b>	<b>\$ 1,070,883</b>	<b>83.7%</b>
<b>611 Pensions</b>	<b>\$ 3,805,779</b>	<b>\$ 3,805,779</b>	<b>\$ 2,814,838</b>	<b>74.0%</b>
321 Traffic Control & Street Lights	\$ 188,415	\$ 188,415	\$ 107,255	56.9%
322 General Street Maintenance	558,030	558,030	420,687	75.4%
323 Snow & Ice Control	479,973	479,973	121,642	25.3%
325 Stormwater Management	280,080	280,080	175,710	62.7%
326 Street Administration	253,691	253,691	148,927	58.7%
327 Engineering	401,165	401,165	356,598	88.9%
342 Building Maintenance	482,382	482,382	348,246	72.2%
343 Land & Maintenance	819,102	819,102	667,290	81.5%
811 Vehicle Maintenance	865,078	965,078	728,994	75.5%
812 Vehicle Acquisition & Replacement	220,000	220,000	121,193	55.1%
<b>Total Public Works</b>	<b>\$ 4,547,916</b>	<b>\$ 4,647,916</b>	<b>\$ 3,196,542</b>	<b>68.8%</b>
413 Fire Operations	\$ 2,917,852	\$ 2,925,123	\$ 2,132,601	72.9%
414 Fire Administration	471,520	471,520	316,320	67.1%
415 Inspectional Services	416,261	416,261	298,895	71.8%
<b>Total Fire Department</b>	<b>\$ 3,805,633</b>	<b>\$ 3,812,904</b>	<b>\$ 2,747,815</b>	<b>72.1%</b>
421 Patrol Services	\$ 4,582,582	\$ 4,582,582	\$ 3,262,652	71.2%
422 Criminal Investigation	1,115,469	1,115,469	816,627	73.2%
423 Support Services	810,062	810,062	699,323	86.3%
424 Police Administration	852,291	852,291	539,513	63.3%
<b>Total Police Department</b>	<b>\$ 7,360,404</b>	<b>\$ 7,360,404</b>	<b>\$ 5,318,115</b>	<b>72.3%</b>
<b>TOTAL GENERAL EXPENDITURES</b>	<b>\$ 23,746,754</b>	<b>\$ 23,814,025</b>	<b>\$ 17,415,565</b>	<b>73.1%</b>
<b>TOTAL GENERAL REVENUES</b>	<b>\$ 23,894,113</b>	<b>\$ 23,894,113</b>	<b>\$ 17,165,761</b>	<b>71.8%</b>
<b>BUDGETED SURPLUS</b>	<b>\$ 147,359</b>	<b>\$ 80,088</b>		

**2022-2023 Budget vs Actual Analysis**  
**9 Months or 75% of the Year**

**General Fund Revenues**

<b>Account Number</b>	<b>Account Description</b>	<b>12 Months Amended Budget 2022-2023</b>	<b>9 Months Actual 2022-2023</b>	<b>% Actual vs. Amended Budget</b>
<b>Tax Receipts</b>				
01-0-000-40-2000	SALES TAX	\$ 5,700,000	\$ 3,846,092	67.5%
01-0-000-40-1000	REAL ESTATE TAXES	2,243,708	970,339	43.2%
01-0-000-40-6000	STATE INCOME TAX	2,775,629	1,797,944	64.8%
01-0-000-40-1510	REAL ESTATE TAX-POLICE PENSION	2,237,677	1,678,258	75.0%
01-0-000-40-9000	PLACES FOR EATING TAX	1,600,000	1,327,096	82.9%
01-0-000-43-8000	TELECOMM/INFRASTRUCTURE FEES	455,000	288,191	63.3%
01-0-000-43-8200	UTILITY TAX-ELECTRICITY	650,000	427,379	65.8%
01-0-000-40-1520	REAL ESTATE TAX-FIRE PENSION	762,102	571,577	75.0%
01-0-000-40-2100	USE TAX	772,681	454,467	58.8%
01-0-000-43-8300	UTILITY TAX-NATURAL GAS	290,000	286,563	98.8%
01-0-000-40-2200	GAS TAX	370,000	215,505	58.2%
01-0-000-40-2300	CANNABIS TAX	465,000	231,342	49.8%
01-0-000-40-3000	TOWNSHIP ROAD & BRIDGE	60,000	35,945	59.9%
01-0-000-40-0000	PERSONAL PROPERTY REPL TAX	70,000	239,796	342.6%
01-0-000-40-7000	PRIOR YEARS REAL ESTATE TAX	25,000	2,530	10.1%
01-0-000-40-4400	HOTEL TAX	36,000	32,656	90.7%
		<b>\$ 18,512,797</b>	<b>\$ 12,405,680</b>	<b>67.0%</b>
<b>Licenses</b>				
01-0-000-41-2000	VEHICLE LICENSE	\$ 310,000	\$ 284,803	91.9%
01-0-000-41-1000	BUSINESS LICENSE/CERTIFICATE	100,000	102,290	102.3%
01-0-000-40-4000	VIDEO GAMING MACHINES	115,500	91,447	79.2%
01-0-000-41-4000	LIQUOR LICENSE	70,000	69,453	99.2%
01-0-000-41-5000	TOBACCO LICENSE	10,000	11,100	111.0%
01-0-000-41-3000	ANIMAL LICENSE	2,500	1,320	52.8%
		<b>\$ 608,000</b>	<b>\$ 560,414</b>	<b>92.2%</b>
<b>Fines</b>				
01-0-000-42-2240	MOTOR VEHICLE IMPOUNDS	\$ 75,000	\$ 45,698	60.9%
01-0-000-42-2260	PARKING & COMPLIANCE FINES	150,000	104,751	69.8%
01-0-000-42-2280	LOCAL DEBT RECOVERY	125,000	87,156	69.7%
01-0-000-45-9000	RED LIGHT TRAFFIC ENFORCEMENT	108,000	101,666	94.1%
01-0-000-42-1000	STATE COURT FINES	60,000	32,915	54.9%
01-0-000-42-2250	MUNICIPAL ORDINANCE VIOLATIONS	18,000	16,425	91.2%
01-0-000-42-2220	ALARM FINES	21,000	15,787	75.2%
01-0-000-42-2120	BUILDING CODE VIOLATIONS	12,000	22,988	191.6%
01-0-000-42-2100	DUI FINES	5,000	700	14.0%
		<b>\$ 574,000</b>	<b>\$ 428,085</b>	<b>74.6%</b>
<b>Fees</b>				
01-0-000-46-0000	AMBULANCE FEES	\$ 710,000	\$ 1,476,453	208.0%
01-0-000-43-6000	CABLE FRANCHISE FEE	275,000	168,512	61.3%
01-0-000-42-9000	TOWER RENTAL	352,000	207,840	59.0%
01-0-000-44-6000	FORECLOSURE REGISTRATION FEES	70,000	50,608	72.3%
01-0-000-41-6000	ALARM PERMIT	40,000	30,267	75.7%

**2022-2023 Budget vs Actual Analysis**  
**9 Months or 75% of the Year**

**General Fund Revenues**

<b>Account Number</b>	<b>Account Description</b>	<b>12 Months Amended Budget 2022-2023</b>	<b>9 Months Actual 2022-2023</b>	<b>% Actual vs. Amended Budget</b>
01-0-000-43-9000	NATURAL GAS FRANCHISE FEE	25,000	-	0.0%
01-0-000-43-5000	PARKING FEES	40,000	59,303	148.3%
01-0-000-42-2230	MUNICIPAL BOND FEE	2,000	-	0.0%
01-0-000-42-2200	COURT SUPERVISION FEES	1,000	-	0.0%
01-0-000-42-2290	ANIMAL IMPOUNDS	2,000	800	40.0%
		<b>\$ 1,517,000</b>	<b>\$ 1,993,782</b>	<b>131.4%</b>
<b>Permits</b>				
01-0-000-44-1000	BUILDING PERMITS	155,000	119,894	77.4%
01-0-000-44-3000	BUILDING INSPECTION FEES	50,000	93,027	186.1%
01-0-000-44-4000	SUBDIVISION & ZONE FEES	4,000	2,300	57.5%
		<b>\$ 209,000</b>	<b>\$ 215,221</b>	<b>103.0%</b>
<b>Other</b>				
01-0-000-45-0000	EMPLOYEE INSURANCE CONTRIB	550,044	387,724	70.5%
01-0-000-46-6000	MISCELLANEOUS	200,000	202,356	101.2%
01-0-000-46-5000	HSC REIMBURSEMENT	70,980	39,800	56.1%
01-0-000-42-0000	STATE ROUTE MAINTENANCE	80,000	44,847	56.1%
01-0-000-45-0100	POLICE DEPARTMENT DONATIONS	-	870	0.0%
01-0-000-46-9000	MISC-GENERAL LIENS	100,000	39,353	39.4%
01-0-000-46-6100	MISC-BLDG/CONTR REGISTRATION	45,000	39,925	88.7%
01-0-000-45-7000	SPECIAL EVENTS REVENUE	10,000	37,092	370.9%
01-0-000-45-8000	HSI OVERTIME REIMBURSEMENT	10,000	6,236	62.4%
01-0-000-46-6200	MISC-IDOT HWY SAFETY PROJECTS	12,000	5,479	45.7%
01-0-000-45-6000	VEHICLE & EQUIP.SALES/TRADES	15,000	29,650	197.7%
01-0-000-45-1000	INTEREST	1,000	89,869	8986.9%
01-0-000-46-7000	TREE SALES	1,000	3,063	306.3%
01-0-000-46-8000	SIDEWALK PROGRAM	10,000	3,900	39.0%
01-0-000-47-1000	RENT REVENUE	-	35,830	0.0%
01-0-000-45-2000	NE TIF DEVELOPMENT REIMB	70,000	-	0.0%
01-0-000-42-6000	COUNTY GRANT	-	-	0.0%
01-0-000-42-3000	STATE GRANTS	-	1,760	0.0%
01-0-000-42-4000	FEDERAL GRANTS	-	95,678	0.0%
		<b>\$ 1,175,024</b>	<b>\$ 1,063,433</b>	<b>90.5%</b>
<b>Transfers</b>				
	TRANSFER FROM W/S	\$ 663,769	\$ 331,885	50.0%
	TRANSFER FROM MFT	300,000	-	0.0%
	TRANSFER FROM W/S - VEHICLES	334,523	167,262	50.0%
		<b>\$ 1,298,292</b>	<b>\$ 499,146</b>	<b>38.4%</b>
	<b>TOTAL GENERAL REVENUES</b>	<b>\$ 23,894,113</b>	<b>\$ 17,165,761</b>	<b>71.8%</b>

**2022-2023 Budget vs Actual Analysis**  
**9 Months or 75% of the Year**

**Legislative**

<b>Account Number</b>	<b>Account Description</b>	<b>12 Months Original Budget 2022-2023</b>	<b>12 Months Amended Budget 2022-2023</b>	<b>9 Months Actual 2022-2023</b>	<b>% Actual vs. Amended Budget</b>
01-1-111-51-9000	PART TIME	17,800	17,800	13,095	73.6%
01-1-111-53-2600	AUDIT	60,000	60,000	46,695	77.8%
01-1-111-53-3000	TRAINING	700	700	-	0.0%
01-1-111-53-3200	MEMBERSHIPS/SUBSCRIPTIONS	18,190	18,190	26,087	143.4%
01-1-111-53-7320	VETERANS COMMITTEE	300	300	-	0.0%
01-1-111-53-8000	MISCELLANEOUS	2,000	2,000	858	42.9%
01-1-111-53-9000	POLICE & FIRE COMMISSION	29,500	42,500	21,372	50.3%
		<b>128,490</b>	<b>141,490</b>	<b>108,106</b>	<b>76.4%</b>

**2022-2023 Budget vs Actual Analysis**  
**9 Months or 75% of the Year**

**Manager's Office**

<b>Account Number</b>	<b>Account Description</b>	<b>12 Months Original Budget 2022-2023</b>	<b>12 Months Amended Budget 2022-2023</b>	<b>9 Months Actual 2022-2023</b>	<b>% Actual vs. Amended Budget</b>
01-1-121-51-1000	FULL TIME	462,030	462,030	375,264	81.2%
01-1-121-51-2000	OVERTIME	1,000	1,000	132	13.2%
01-1-121-51-4000	DEFERRED INCOME	2,400	2,400	1,708	71.2%
01-1-121-52-1000	GROUP INSURANCE	62,652	62,652	15,283	24.4%
01-1-121-52-1200	INSURANCE OPT-OUT PROGRAM	3,300	3,300	383	11.6%
01-1-121-53-1100	CONTRACTING/CONSULTING SERVICE	57,060	91,060	45,421	49.9%
01-1-121-53-3000	TRAINING	5,000	5,000	105	2.1%
01-1-121-53-3200	MEMBERSHIPS/SUBSCRIPTIONS	5,010	5,010	2,641	52.7%
01-1-121-53-3700	COMMUNICATION & CIVIC ENGAGEME	35,000	35,000	10,859	31.0%
01-1-121-53-7000	EMPLOYEE ENGAGEMENT	4,000	4,000	680	17.0%
01-1-121-53-8000	MISCELLANEOUS	5,000	5,000	2,049	41.0%
01-1-121-53-8300	RECRUITMENT	13,000	13,000	5,400	41.5%
01-1-121-54-1100	OFFICE SUPPLIES/DISPOSABLES	4,000	4,000	2,430	60.7%
01-1-121-54-1300	PUBLICATIONS/PERIODICALS	500	500	207	41.4%
		<b>659,952</b>	<b>693,952</b>	<b>462,560</b>	<b>66.7%</b>

**2022-2023 Budget vs Actual Analysis**  
**9 Months or 75% of the Year**

**Legal Counsel**

<b>Account Number</b>	<b>Account Description</b>	<b>12 Months Original Budget 2022-2023</b>	<b>12 Months Amended Budget 2022-2023</b>	<b>9 Months Actual 2022-2023</b>	<b>% Actual vs. Amended Budget</b>
01-1-122-53-1100	CONTRACTING/CONSULTING SERVICE	25,000	25,000	20,804	83.2%
01-1-122-53-1200	LEGAL SERVICES	135,000	135,000	90,159	66.8%
01-1-122-53-1400	PROSECUTION	19,200	19,200	12,800	66.7%
01-1-122-53-1500	LABOR RELATIONS	40,000	60,000	53,094	88.5%
01-1-122-53-1600	ADMINISTRATIVE ADJUDICATION	12,600	12,600	8,400	66.7%
01-1-122-53-3200	MEMBERSHIPS/SUBSCRIPTIONS	625	625	625	100.0%
01-1-122-53-8000	MISCELLANEOUS	500	500	30	6.0%
01-1-122-53-8500	RECORDING FEES	18,000	18,000	12,999	72.2%
01-1-122-53-9100	MUNICIPAL CODE BOOK CODIFICATI	2,000	2,000	1,699	85.0%
01-1-122-53-9200	LEGAL NOTICES	5,000	5,000	1,089	21.8%
		<b>257,925</b>	<b>277,925</b>	<b>201,700</b>	<b>72.6%</b>

**2022-2023 Budget vs Actual Analysis**  
**9 Months or 75% of the Year**

**Information Technology**

<b>Account Number</b>	<b>Account Description</b>	<b>12 Months Original Budget 2022-2023</b>	<b>12 Months Amended Budget 2022-2023</b>	<b>9 Months Actual 2022-2023</b>	<b>% Actual vs. Amended Budget</b>
01-1-123-51-1000	FULL TIME	120,826	120,826	66,629	55.1%
01-1-123-52-1000	GROUP INSURANCE	27,035	27,035	19,567	72.4%
01-1-123-53-1000	COPIER/PRINTER LEASE	20,600	20,600	15,336	74.4%
01-1-123-53-3000	TRAINING	500	500	200	40.0%
01-1-123-53-3200	MEMBERSHIPS	500	500	-	0.0%
01-1-123-53-5200	TELEPHONE UTILITY	48,500	48,500	24,862	51.3%
01-1-123-53-9400	INFORMATION TECHNOLOGY SERVICE	242,362	242,362	136,528	56.3%
01-1-123-54-1100	HARDWARE/SOFTWARE	20,300	20,300	19,659	96.8%
		<b>480,623</b>	<b>480,623</b>	<b>282,779</b>	<b>58.8%</b>

**2022-2023 Budget vs Actual Analysis**  
**9 Months or 75% of the Year**

**Community Events**

<b>Account Number</b>	<b>Account Description</b>	<b>12 Months Original Budget 2022-2023</b>	<b>12 Months Amended Budget 2022-2023</b>	<b>9 Months Actual 2022-2023</b>	<b>% Actual vs. Amended Budget</b>
01-1-124-51-1000	FULL-TIME	-	-	29,145	0.0%
01-1-124-51-2000	POLICE & PUBLIC WORKS OVERTIME	34,500	34,500	26,432	76.6%
01-1-124-51-2100	EVENT OVERTIME	5,000	5,000	2,100	42.0%
01-1-124-51-9000	PART TIME	56,660	56,660	23,443	41.4%
01-1-124-52-1000	GROUP INSURANCE	-	-	22	0.0%
01-1-124-53-3100	FALL FEST	30,000	29,280	29,280	100.0%
01-1-124-53-3110	ARTISAN STREET FAIR	28,873	26,992	26,992	100.0%
01-1-124-53-3120	GENERAL EVENTS	10,000	10,000	6,496	65.0%
01-1-124-53-3130	HOLIDAY LIGHTS	35,000	29,977	29,977	100.0%
01-1-124-53-3140	FARMERS MARKET	34,950	34,950	30,330	86.8%
01-1-124-53-3150	JULY 4TH PARADE	5,000	5,000	2,409	48.2%
01-1-124-53-3200	NATIONAL NIGHT OUT	2,000	2,000	2,260	113.0%
01-1-124-53-3220	DAY OF THE DEAD	17,000	17,000	19,971	117.5%
01-1-124-53-3280	SPRING FEST: TOUCH A TRUCK	-	7,324	-	0.0%
01-1-124-53-8000	MATERIALS	6,000	6,000	5,455	90.9%
01-1-124-53-9000	DEPOSITS	5,000	5,000	-	0.0%
		<b>269,983</b>	<b>269,683</b>	<b>234,311</b>	<b>86.9%</b>

**2022-2023 Budget vs Actual Analysis**  
**9 Months or 75% of the Year**

**Business & Economic Development**

Account Number	Account Description	12 Months	12 Months	9 Months	% Actual
		Original Budget 2022-2023	Amended Budget 2022-2023	Actual 2022-2023	vs. Amended Budget
01-1-125-51-1000	FULL TIME	207,007	207,007	152,331	73.6%
01-1-125-51-4000	DEFERRED INCOME	1,200	1,200	890	74.2%
01-1-125-52-1000	GROUP INSURANCE	28,680	28,680	13,158	45.9%
01-1-125-53-1100	BUSINESS INCENTIVE PROGRAM	25,000	25,000	18,500	74.0%
01-1-125-53-1110	CONTRACTING/CONSULTING	102,000	102,000	56,643	55.5%
01-1-125-53-1200	WP PLAZA SALES TAX	264,000	264,000	-	0.0%
01-1-125-53-1500	THORNTON REVENUE SHARING	75,000	88,300	88,272	100.0%
01-1-125-53-1600	PLACES FOR EATING TAX REBATE	70,000	70,000	14,717	21.0%
01-1-125-53-1800	BURLINGTON SALES TAX SHARING	62,500	62,500	-	0.0%
01-1-125-53-3000	TRAINING	5,000	5,000	1,000	20.0%
01-1-125-53-3200	MEMBERSHIPS/SUBSCRIPTIONS	2,750	2,750	2,368	86.1%
01-1-125-53-8000	MISCELLANEOUS	500	500	6,184	1236.9%
01-1-125-54-7000	PURCHASE OF LAND	-	-	505,000	0.0%
		<b>843,637</b>	<b>856,937</b>	<b>859,064</b>	<b>100.2%</b>

**2022-2023 Budget vs Actual Analysis**  
**9 Months or 75% of the Year**

**Homewood Science Center**

<b>Account Number</b>	<b>Account Description</b>	<b>12 Months Original Budget 2022-2023</b>	<b>12 Months Amended Budget 2022-2023</b>	<b>9 Months Actual 2022-2023</b>	<b>% Actual vs. Amended Budget</b>
01-1-126-51-1000	FULL TIME	92,327	92,327	68,858	74.6%
01-1-126-51-9000	PART TIME	70,980	70,980	33,137	46.7%
01-1-126-52-1000	GROUP INSURANCE	23,688	23,688	16,857	71.2%
		<b>186,995</b>	<b>186,995</b>	<b>118,852</b>	<b>63.6%</b>

**2022-2023 Budget vs Actual Analysis**  
**9 Months or 75% of the Year**

**Finance**

<b>Account Number</b>	<b>Account Description</b>	<b>12 Months Original Budget 2022-2023</b>	<b>12 Months Amended Budget 2022-2023</b>	<b>9 Months Actual 2022-2023</b>	<b>% Actual vs. Amended Budget</b>
01-1-131-51-1000	FULL TIME	320,709	320,709	235,457	73.4%
01-1-131-51-2000	OVERTIME	1,500	1,500	347	23.1%
01-1-131-51-4000	DEFERRED INCOME	2,400	2,400	1,781	74.2%
01-1-131-51-8000	LONGEVITY	2,300	2,300	2,300	100.0%
01-1-131-51-9000	PART TIME	6,000	6,000	2,523	42.1%
01-1-131-52-1000	GROUP INSURANCE	22,050	22,050	10,048	45.6%
01-1-131-52-1200	GROUP INS.OPT-OUT PROGRAM	3,300	3,300	2,736	82.9%
01-1-131-52-4000	UNEMPLOYMENT COMPENSATION	4,000	4,000	-	0.0%
01-1-131-52-6000	EMPLOYEE ASSISTANCE PROGRAM	3,750	3,750	3,032	80.8%
01-1-131-53-1100	CONTRACTING/CONSULTING SERVICE	24,000	24,000	6,108	25.5%
01-1-131-53-1110	HEALTH INSPECTIONS	24,000	24,000	12,700	52.9%
01-1-131-53-1600	RISK MANAGEMENT INSURANCE	706,208	706,208	766,173	108.5%
01-1-131-53-2611	BANK FEES	13,000	13,000	11,128	85.6%
01-1-131-53-2800	POSTAGE	16,000	16,000	12,103	75.6%
01-1-131-53-3000	TRAINING	9,000	9,000	1,673	18.6%
01-1-131-53-3200	MEMBERSHIPS/SUBSCRIPTIONS	900	900	-	0.0%
01-1-131-53-8000	MISCELLANEOUS	300	300	403	134.3%
01-1-131-54-1100	OFFICE SUPPLIES/DISPOSABLES	10,000	10,000	2,371	23.7%
01-1-131-54-2000	CONTINGENCY/EMERGENCY FUNDS	230,000	110,000	-	0.0%
		<b>1,399,417</b>	<b>1,279,417</b>	<b>1,070,883</b>	<b>83.7%</b>

**2022-2023 Budget vs Actual Analysis**  
**9 Months or 75% of the Year**

**Pensions**

<b>Account Number</b>	<b>Account Description</b>	<b>12 Months Original Budget 2022-2023</b>	<b>12 Months Amended Budget 2022-2023</b>	<b>9 Months Actual 2022-2023</b>	<b>% Actual vs. Amended Budget</b>
01-1-611-52-1000	GROUP INSURANCE	740,000	740,000	512,113	69.2%
01-1-611-52-1100	MED.SUPPL.INS.	66,000	66,000	52,890	80.1%
01-1-611-53-7451	RET TRANSFER TO PP FUND	2,237,677	2,237,677	1,678,258	75.0%
01-1-611-53-7452	RET TRANSFER TO FP FUND	762,102	762,102	571,577	75.0%
		<b>3,805,779</b>	<b>3,805,779</b>	<b>2,814,838</b>	<b>74.0%</b>

**2022-2023 Budget vs Actual Analysis**  
**9 Months or 75% of the Year**

**Traffic Control & Street Lights**

<b>Account Number</b>	<b>Account Description</b>	<b>12 Months Original Budget 2022-2023</b>	<b>12 Months Amended Budget 2022-2023</b>	<b>9 Months Actual 2022-2023</b>	<b>% Actual vs. Amended Budget</b>
01-3-321-51-1000	FULL TIME	16,840	16,840	13,159	78.1%
01-3-321-51-2000	OT SL&TC	700	700	419	59.8%
01-3-321-51-8000	LONGEVITY	230	230	175	76.1%
01-3-321-52-1000	GROUP INSURANCE	3,145	3,145	1,382	43.9%
01-3-321-53-4100	STREET LIGHT MAINTENANCE	10,000	10,000	6,542	65.4%
01-3-321-53-4600	TRAFFIC SIGNAL MAINTENANCE	30,000	30,000	21,167	70.6%
01-3-321-53-5100	ENERGY	100,000	100,000	48,925	48.9%
01-3-321-54-1200	OPERATING SUPPLIES	12,000	12,000	6,637	55.3%
01-3-321-54-2100	SIGN MATERIALS	11,000	11,000	5,525	50.2%
01-3-321-54-2300	BARRICADES, CONES & MISC.	4,500	4,500	3,324	73.9%
		<b>188,415</b>	<b>188,415</b>	<b>107,255</b>	<b>56.9%</b>

**2022-2023 Budget vs Actual Analysis**  
**9 Months or 75% of the Year**

**General Street Maintenance**

<b>Account Number</b>	<b>Account Description</b>	<b>12 Months Original Budget 2022-2023</b>	<b>12 Months Amended Budget 2022-2023</b>	<b>9 Months Actual 2022-2023</b>	<b>% Actual vs. Amended Budget</b>
01-3-322-51-1000	FULL TIME	297,591	297,591	230,753	77.5%
01-3-322-51-2000	OT STREET	22,500	22,500	15,022	66.8%
01-3-322-51-8000	LONGEVITY	3,675	3,675	3,125	85.0%
01-3-322-52-1000	GROUP INSURANCE	67,608	67,608	41,617	61.6%
01-3-322-52-2000	WORKERS COMPENSATION	-	-	10,000	0.0%
01-3-322-52-3000	UNIFORM ALLOWANCE	8,820	8,820	4,866	55.2%
01-3-322-53-1160	STREET SWEEPING	70,000	70,000	43,379	62.0%
01-3-322-53-1170	LEAF PICK-UP	30,000	30,000	27,150	90.5%
01-3-322-53-5300	DUMP CHARGES	8,000	8,000	1,474	18.4%
01-3-322-54-1200	OPERATING SUPPLIES	13,326	13,326	5,933	44.5%
01-3-322-54-2400	ASPHALT	15,000	15,000	14,502	96.7%
01-3-322-54-2500	STONE & CONCRETE	3,000	3,000	6,527	217.6%
01-3-322-54-2600	CRACK SEALING COMPOUND	4,500	4,500	3,335	74.1%
01-3-322-54-2900	CURB REPLACEMENT	13,010	13,010	13,004	100.0%
01-3-322-54-5000	OPERATING EQUIPMENT	1,000	1,000	-	0.0%
		<b>558,030</b>	<b>558,030</b>	<b>420,687</b>	<b>75.4%</b>

**2022-2023 Budget vs Actual Analysis**  
**9 Months or 75% of the Year**

**Snow & Ice Control**

<b>Account Number</b>	<b>Account Description</b>	<b>12 Months Original Budget 2022-2023</b>	<b>12 Months Amended Budget 2022-2023</b>	<b>9 Months Actual 2022-2023</b>	<b>% Actual vs. Amended Budget</b>
01-3-323-51-1000	FULL TIME	107,272	107,272	83,359	77.7%
01-3-323-51-2000	OT SNOW	40,000	40,000	3,024	7.6%
01-3-323-51-8000	LONGEVITY	1,290	1,290	1,070	82.9%
01-3-323-52-1000	GROUP INSURANCE	26,366	26,366	15,319	58.1%
01-3-323-53-1100	CONTRACTING/CONSULTING SERVICE	3,000	3,000	3,457	115.2%
01-3-323-53-3000	TRAINING	1,000	1,000	485	48.5%
01-3-323-54-2000	MATERIALS & CHEMICALS	300,000	300,000	14,904	5.0%
01-3-323-54-7100	FOOD ALLOWANCE	1,045	1,045	-	0.0%
		<b>479,973</b>	<b>479,973</b>	<b>121,642</b>	<b>25.3%</b>

**2022-2023 Budget vs Actual Analysis**  
**9 Months or 75% of the Year**

**Stormwater Management**

<b>Account Number</b>	<b>Account Description</b>	<b>12 Months Original Budget 2022-2023</b>	<b>12 Months Amended Budget 2022-2023</b>	<b>9 Months Actual 2022-2023</b>	<b>% Actual vs. Amended Budget</b>
01-3-325-51-1000	FULL TIME	190,055	190,055	132,827	69.9%
01-3-325-51-2000	OT STORMSEWER	7,000	7,000	6,525	93.2%
01-3-325-51-8000	LONGEVITY	2,085	2,085	1,810	86.8%
01-3-325-52-1000	GROUP INSURANCE	38,092	38,092	22,826	59.9%
01-3-325-52-3000	UNIFORM ALLOWANCE	-	-	295	0.0%
01-3-325-53-1100	CONTRACTING/CONSULTING SERVICE	21,648	21,648	4,658	21.5%
01-3-325-53-5300	DUMP CHARGES	2,400	2,400	-	0.0%
01-3-325-54-1000	PUMP STA/LIFT STA SUPPLIES	1,100	1,100	-	0.0%
01-3-325-54-1200	OPERATING SUPPLIES	13,000	13,000	5,770	44.4%
01-3-325-54-2500	STONE & CONCRETE	1,000	1,000	-	0.0%
01-3-325-54-7100	FOOD ALLOWANCE	700	700	-	0.0%
01-3-325-54-7200	LAB FEES	3,000	3,000	1,000	33.3%
		<b>280,080</b>	<b>280,080</b>	<b>175,710</b>	<b>62.7%</b>

**2022-2023 Budget vs Actual Analysis**  
**9 Months or 75% of the Year**

**Street Administration**

<b>Account Number</b>	<b>Account Description</b>	<b>12 Months Original Budget 2022-2023</b>	<b>12 Months Amended Budget 2022-2023</b>	<b>9 Months Actual 2022-2023</b>	<b>% Actual vs. Amended Budget</b>
01-3-326-51-1000	FULL TIME	186,470	186,470	116,356	62.4%
01-3-326-51-2000	OT STREET ADMIN.	-	-	66	0.0%
01-3-326-51-4000	DEFERRED INCOME	1,200	1,200	890	74.2%
01-3-326-51-8000	LONGEVITY	970	970	970	100.0%
01-3-326-51-9000	PART TIME	9,191	9,191	202	2.2%
01-3-326-52-1000	GROUP INSURANCE	38,560	38,560	21,551	55.9%
01-3-326-52-1200	GROUP INS.OPT-OUT PROGRAM	3,350	3,350	2,359	70.4%
01-3-326-53-3000	TRAINING	3,000	3,000	491	16.4%
01-3-326-53-3200	MEMBERSHIPS/SUBSCRIPTIONS	500	500	675	135.0%
01-3-326-53-8800	DRUG/HEPITITIS B TESTING	4,500	4,500	1,732	38.5%
01-3-326-54-1100	OFFICE SUPPLIES/DISPOSABLES	5,200	5,200	3,436	66.1%
01-3-326-54-1200	OPERATING SUPPLIES	500	500	197	39.5%
01-3-326-54-1300	PUBLICATIONS/PERIODICALS	250	250	-	0.0%
		<b>253,691</b>	<b>253,691</b>	<b>148,927</b>	<b>58.7%</b>

**2022-2023 Budget vs Actual Analysis**  
**9 Months or 75% of the Year**

**Engineering**

<b>Account Number</b>	<b>Account Description</b>	<b>12 Months Original Budget 2022-2023</b>	<b>12 Months Amended Budget 2022-2023</b>	<b>9 Months Actual 2022-2023</b>	<b>% Actual vs. Amended Budget</b>
01-3-327-51-1000	FULL TIME	115,692	115,692	85,963	74.3%
01-3-327-51-2000	OVERTIME	1,000	1,000	-	0.0%
01-3-327-51-8000	LONGEVITY	550	550	550	100.0%
01-3-327-51-9000	PART TIME	7,400	7,400	6,720	90.8%
01-3-327-52-1000	GROUP INSURANCE	14,388	14,388	10,953	76.1%
01-3-327-53-1100	CONTRACTING/CONSULTING SERVICE	1,400	1,400	-	0.0%
01-3-327-53-1150	PAVEMENT MARKING	120,000	120,000	116,964	97.5%
01-3-327-53-2400	ENGINEERING SERVICES	8,400	8,400	5,679	67.6%
01-3-327-53-3000	TRAINING	2,500	2,500	-	0.0%
01-3-327-53-3200	MEMBERSHIPS/SUBSCRIPTIONS	120	120	-	0.0%
01-3-327-54-0900	HEALTH & PPE SUPPLIES	140	140	265	189.0%
01-3-327-54-1100	OFFICE SUPPLIES/DISPOSABLES	350	350	-	0.0%
01-3-327-54-1200	OPERATING SUPPLIES	1,400	1,400	758	54.2%
01-3-327-54-1300	PUBLICATIONS/PERIODICALS	125	125	-	0.0%
01-3-327-54-1700	DRAFTING SUPPLIES	3,000	3,000	1,300	43.3%
01-3-327-54-5000	OPERATING EQUIPMENT	4,700	4,700	3,431	73.0%
01-3-327-55-5200	SIDEWALKS	55,000	55,000	104,989	190.9%
01-3-327-55-5300	SIDEWALKS-50/50	15,000	15,000	18,814	125.4%
01-3-327-55-5400	SIDEWALKS-GRINDING	50,000	50,000	-	0.0%
		<b>401,165</b>	<b>401,165</b>	<b>356,598</b>	<b>88.9%</b>

**2022-2023 Budget vs Actual Analysis**  
**9 Months or 75% of the Year**

**Building Maintenance**

Account Number	Account Description	12 Months	12 Months	9 Months	% Actual
		Original Budget 2022-2023	Amended Budget 2022-2023	Actual 2022-2023	vs. Amended Budget
01-3-342-51-1000	FULL TIME	180,705	180,705	134,103	74.2%
01-3-342-51-2000	OT BLDG.	4,000	4,000	2,740	68.5%
01-3-342-51-8000	LONGEVITY	2,600	2,600	2,600	100.0%
01-3-342-52-1000	GROUP INSURANCE	42,252	42,252	31,895	75.5%
01-3-342-52-2000	WORKERS COMPENSATION	-	-	-	0.0%
01-3-342-52-3000	UNIFORM ALLOWANCE	2,500	2,500	2,215	88.6%
01-3-342-53-1100	CONTRACTING/CONSULTING SERVICE	19,160	19,160	11,306	59.0%
01-3-342-53-1101	PEST CONTROL	4,000	4,000	3,901	97.5%
01-3-342-53-1102	BACKFLOW TESTING	2,300	2,300	2,730	118.7%
01-3-342-53-1103	FIRE EXTINGUISHER TESTING	2,500	2,500	-	0.0%
01-3-342-53-1104	BIO-HAZARD CLEANUP	1,600	1,600	-	0.0%
01-3-342-53-1105	GUN RANGE FILTER CLEANING	8,815	8,815	3,600	40.8%
01-3-342-53-2900	CLEANING SERVICE/RANGE MAINT	51,500	51,500	30,120	58.5%
01-3-342-53-2910	RUGS & MATS	17,000	17,000	13,263	78.0%
01-3-342-53-3000	TRAINING	1,000	1,000	-	0.0%
01-3-342-53-3600	EQUIPMENT RENTAL	2,000	2,000	800	40.0%
01-3-342-53-4100	ELECTRICAL REPAIRS	5,000	5,000	1,429	28.6%
01-3-342-53-4200	AIR COND/HEATING REPAIRS	7,000	7,000	10,470	149.6%
01-3-342-53-4300	PLUMBING REPAIRS	4,000	4,000	3,286	82.1%
01-3-342-53-4400	EXTERIOR REPAIRS	23,000	23,000	2,445	10.6%
01-3-342-53-4500	INTERIOR REPAIRS	7,000	7,000	7,376	105.4%
01-3-342-53-4505	HOMEWOOD SCIENCE CENTER REPAIR	7,000	7,000	7,141	102.0%
01-3-342-53-4600	EQUIPMENT MAINTENANCE & REPAIR	3,000	3,000	1,530	51.0%
01-3-342-53-5100	ENERGY	29,450	29,450	37,292	126.6%
01-3-342-53-5300	DUMP CHARGES	7,000	7,000	1,954	27.9%
01-3-342-54-1000	BUILDING MAINTENANCE SUPPLIES	33,000	33,000	23,487	71.2%
01-3-342-54-1100	OFFICE SUPPLIES/DISPOSABLES	15,000	15,000	12,563	83.8%
		<b>482,382</b>	<b>482,382</b>	<b>348,246</b>	<b>72.2%</b>

**2022-2023 Budget vs Actual Analysis**  
**9 Months or 75% of the Year**

**Landscape & Maintenance**

Account Number	Account Description	12 Months	12 Months	9 Months	% Actual
		Original Budget 2022-2023	Amended Budget 2022-2023	Actual 2022-2023	vs. Amended Budget
01-3-343-51-1000	FULL TIME	338,768	338,768	256,019	75.6%
01-3-343-51-2000	OT L&M	41,500	41,500	20,096	48.4%
01-3-343-51-8000	LONGEVITY	1,900	1,900	1,900	100.0%
01-3-343-51-9000	PART TIME	40,000	40,000	41,205	103.0%
01-3-343-52-1000	GROUP INSURANCE	80,484	80,484	76,916	95.6%
01-3-343-52-2000	WORKERS COMPENSATION	-	-	3,902	0.0%
01-3-343-52-3000	UNIFORM ALLOWANCE	4,000	4,000	2,884	72.1%
01-3-343-53-1100	CONTRACTING/CONSULTING SERVICE	17,500	17,500	10,561	60.3%
01-3-343-53-1102	DOWNTOWN SPECIAL SERVICES	31,000	31,000	20,026	64.6%
01-3-343-53-2000	REFORESTATION	19,000	19,000	25,680	135.2%
01-3-343-53-2100	TREE REMOVAL-CONTRACTED	100,000	100,000	98,796	98.8%
01-3-343-53-2200	TREE TRIMMING-CONTRACTED	75,000	75,000	73,828	98.4%
01-3-343-53-2300	RESTORATION	500	500	-	0.0%
01-3-343-53-2500	EMERGENCY TREE REMOVAL-CONTRAC	13,000	13,000	-	0.0%
01-3-343-53-3000	TRAINING	5,000	5,000	1,910	38.2%
01-3-343-53-3200	MEMBERSHIPS/SUBSCRIPTIONS	950	950	385	40.5%
01-3-343-53-5300	DUMP CHARGES	500	500	4,879	975.7%
01-3-343-54-1200	OPERATING SUPPLIES	6,250	6,250	6,262	100.2%
01-3-343-54-1400	RENTAL EQUIPMENT	6,500	6,500	5,125	78.8%
01-3-343-54-1900	PLANTINGS	11,500	11,500	10,803	93.9%
01-3-343-54-2000	MATERIALS & CHEMICALS	11,400	11,400	2,299	20.2%
01-3-343-54-5000	OPERATING EQUIPMENT	14,000	14,000	3,816	27.3%
01-3-343-54-7100	FOOD ALLOWANCE	350	350	-	0.0%
		<b>819,102</b>	<b>819,102</b>	<b>667,290</b>	<b>81.5%</b>

**2022-2023 Budget vs Actual Analysis**  
**9 Months or 75% of the Year**

**Vehicle Maintenance**

Account Number	Account Description	12 Months	12 Months	9 Months	% Actual
		Original Budget 2022-2023	Amended Budget 2022-2023	Actual 2022-2023	vs. Amended Budget
01-3-811-51-1000	FULL TIME	322,373	322,373	241,772	75.0%
01-3-811-51-2000	OT VEHICLE	12,000	12,000	8,295	69.1%
01-3-811-51-8000	LONGEVITY	3,430	3,430	3,430	100.0%
01-3-811-52-1000	GROUP INSURANCE	64,940	64,940	64,630	99.5%
01-3-811-52-2000	WORKERS COMPENSATION	-	-	-	0.0%
01-3-811-52-3000	UNIFORM ALLOWANCE	3,000	3,000	1,341	44.7%
01-3-811-53-1100	CONTRACTUAL SERVICE	15,000	15,000	11,911	79.4%
01-3-811-53-3000	TRAINING	5,000	5,000	695	13.9%
01-3-811-53-3600	EQUIPMENT RENTAL	5,500	5,500	-	0.0%
01-3-811-53-4000	ACCIDENT REPAIRS-POLICE	7,000	67,000	74,628	111.4%
01-3-811-53-4010	ACCIDENT REPAIRS-OTHER	5,475	5,475	-	0.0%
01-3-811-53-4800	RADIO,RADAR,CAMERA,COM REPAIRS	6,500	6,500	2,366	36.4%
01-3-811-53-9800	LICENSES	2,000	2,000	1,262	63.1%
01-3-811-53-9810	VEHICLE SAFETY INSPECTIONS	2,000	2,000	1,057	52.9%
01-3-811-53-9900	CAR WASHES	5,000	5,000	2,816	56.3%
01-3-811-54-0900	PPE SUPPLIES	1,500	1,500	637	42.5%
01-3-811-54-1200	OPERATING SUPPLIES	27,000	27,000	23,478	87.0%
01-3-811-54-4200	SHOP TOOLS/SPECIALTY EQUIPMENT	20,000	20,000	16,506	82.5%
01-3-811-54-4204	EMERGENCY REPAIRS	13,360	13,360	4,360	32.6%
01-3-811-54-4210	REPAIR PARTS-ADMIN	5,000	5,000	5,954	119.1%
01-3-811-54-4220	REPAIR PARTS-L&M	13,000	13,000	5,587	43.0%
01-3-811-54-4230	REPAIR PARTS-STREETS	78,000	78,000	56,069	71.9%
01-3-811-54-4250	REPAIR PARTS-POLICE	28,000	28,000	28,107	100.4%
01-3-811-54-4300	FUEL-POLICE	85,000	105,000	73,769	70.3%
01-3-811-54-4400	FUEL-FIRE	24,500	24,500	20,059	81.9%
01-3-811-54-4600	FUEL-STREETS	61,500	81,500	49,837	61.1%
01-3-811-54-4700	FUEL-ADMIN	6,000	6,000	3,903	65.0%
01-3-811-54-4800	TIRES	43,000	43,000	26,525	61.7%
		<b>865,078</b>	<b>965,078</b>	<b>728,994</b>	<b>75.5%</b>

**2022-2023 Budget vs Actual Analysis**  
**9 Months or 75% of the Year**

**Vehicle Acquisition & Replacement**

<b>Account Number</b>	<b>Account Description</b>	<b>12 Months Original Budget 2022-2023</b>	<b>12 Months Amended Budget 2022-2023</b>	<b>9 Months Actual 2022-2023</b>	<b>% Actual vs. Amended Budget</b>
01-3-812-55-7000	VEHICLE PURCHASES	110,000	110,000	68,607	62.4%
01-3-812-55-7026	#26 ENGINEERING VEHICLE	7,000	7,000	6,987	99.8%
01-3-812-55-7037	#37 DUMP PLOW V-BOX	50,000	50,000	45,598	91.2%
01-3-812-55-7038	VEHICLE #38	38,000	38,000	-	0.0%
01-3-812-55-7032	#33	15,000	15,000	-	0.0%
		<b>220,000</b>	<b>220,000</b>	<b>121,193</b>	<b>55.1%</b>

**2022-2023 Budget vs Actual Analysis**  
**9 Months or 75% of the Year**

**Fire Operations**

<b>Account Number</b>	<b>Account Description</b>	<b>12 Months Original Budget 2019-2020</b>	<b>12 Months Amended Budget 2022-2023</b>	<b>9 Months Actual 2022-2023</b>	<b>% Actual vs. Amended Budget</b>
01-4-413-51-1000	FULL TIME	1,664,139	1,664,139	1,268,874	76.2%
01-4-413-51-2000	OVERTIME	250,000	250,000	262,717	105.1%
01-4-413-51-3000	EDUCATIONAL INCENTIVE PAY	18,737	18,737	-	0.0%
01-4-413-51-6000	HOLIDAY PAY	139,688	139,688	108,681	77.8%
01-4-413-51-8000	LONGEVITY	12,600	12,600	11,100	88.1%
01-4-413-51-9000	PART TIME	150,000	150,000	29,767	19.8%
01-4-413-52-1000	GROUP INSURANCE	378,888	378,888	251,489	66.4%
01-4-413-52-1200	INSURANCE OPT-OUT	6,700	6,700	4,844	72.3%
01-4-413-52-2000	WORKERS COMPENSATION	-	-	13,483	0.0%
01-4-413-52-3000	QUARTERMASTER UNIFORM	12,000	12,000	2,920	24.3%
01-4-413-53-1100	CONTRACTUAL SERVICES	7,800	7,800	8,468	108.6%
01-4-413-53-1104	VEHICLE MAINTENANCE	20,000	20,000	23,470	117.4%
01-4-413-53-3000	FULL TIME TRAINING	20,000	12,500	9,234	73.9%
01-4-413-53-4014	VEHICLE REPAIRS	5,000	5,000	-	0.0%
01-4-413-53-4700	MAINTENANCE AGREEMENTS	35,000	35,000	16,169	46.2%
01-4-413-54-1200	OPERATING SUPPLIES	50,000	42,500	17,022	40.1%
01-4-413-54-1600	TRAINING SUPPLIES	5,000	5,000	824	16.5%
01-4-413-54-3500	MEDICAL SUPPLIES	20,000	35,000	15,896	45.4%
01-4-413-54-4254	VEHICLE PARTS	15,000	15,000	33,748	225.0%
01-4-413-54-4804	VEHICLE TIRES	10,000	10,000	4,780	47.8%
01-4-413-54-4805	VEHICLE LEASING	15,000	15,000	15,467	103.1%
01-4-413-54-4806	AED LEASING	16,500	16,500	-	0.0%
01-4-413-54-4808	TORNADO SIRENS LEASING	10,800	18,071	18,071	100.0%
01-4-413-54-5800	COMMUNICATIONS EQUIPMENT	20,000	20,000	2,377	11.9%
01-4-413-54-6000	TURN-OUT GEAR	20,000	20,000	12,301	61.5%
01-4-413-54-6100	HOSE REPLACEMENT	5,000	5,000	-	0.0%
01-4-413-55-6100	BREATHING APPARATUS	10,000	10,000	899	9.0%
		<b>2,917,852</b>	<b>2,925,123</b>	<b>2,132,601</b>	<b>72.9%</b>

**2022-2023 Budget vs Actual Analysis**  
**9 Months or 75% of the Year**

**Fire Administration**

<b>Account Number</b>	<b>Account Description</b>	<b>12 Months Original Budget 2019-2020</b>	<b>12 Months Amended Budget 2022-2023</b>	<b>9 Months Actual 2022-2023</b>	<b>% Actual vs. Amended Budget</b>
01-4-414-51-1000	FULL TIME	350,286	350,286	256,593	73.3%
01-4-414-51-4000	DEFERRED INCOME	5,600	5,600	4,155	74.2%
01-4-414-51-8000	LONGEVITY	2,300	2,300	2,300	100.0%
01-4-414-52-1000	GROUP INSURANCE	45,984	45,984	35,953	78.2%
01-4-414-52-1200	GROUP INSURANCE OPT-OUT	3,350	3,350	8	0.3%
01-4-414-52-2000	WORKERS COMPENSATION	-	-	-	0.0%
01-4-414-52-5000	PHYSICALS	30,000	30,000	1,302	4.3%
01-4-414-53-1100	CONTRACTUAL SERVICES	5,000	5,000	2,800	56.0%
01-4-414-53-3000	TRAINING	4,000	4,000	1,299	32.5%
01-4-414-53-3200	MEMBERSHIPS/SUBSCRIPTIONS	3,000	3,000	785	26.2%
01-4-414-53-7800	MABAS FEES	10,000	10,000	8,447	84.5%
01-4-414-54-1100	OFFICE SUPPLIES/DISPOSABLES	3,000	3,000	1,920	64.0%
01-4-414-54-3000	PROMOTIONAL MATERIALS	3,000	3,000	658	21.9%
01-4-414-54-3400	CODE UPGRADES	3,000	3,000	-	0.0%
01-4-414-54-3600	MISCELLANEOUS	3,000	3,000	100	3.3%
		<b>471,520</b>	<b>471,520</b>	<b>316,320</b>	<b>67.1%</b>

**2022-2023 Budget vs Actual Analysis**  
**9 Months or 75% of the Year**

**Building Inspection**

<b>Account Number</b>	<b>Account Description</b>	<b>12 Months Original Budget 2019-2020</b>	<b>12 Months Amended Budget 2022-2023</b>	<b>9 Months Actual 2022-2023</b>	<b>% Actual vs. Amended Budget</b>
01-4-415-51-1000	FULL TIME	204,997	204,997	121,497	59.3%
01-4-415-51-2000	OVERTIME	3,000	3,000	1,344	44.8%
01-4-415-51-9000	PART TIME	52,800	52,800	25,518	48.3%
01-4-415-52-1000	GROUP INSURANCE	52,464	52,464	27,779	52.9%
01-4-415-52-2000	WORKERS COMPENSATION	-	-	-	0.0%
01-4-415-52-3000	UNIFORM ALLOWANCE	-	-	145	0.0%
01-4-415-53-1100	CONTRACTUAL SERVICES	50,000	50,000	48,372	96.7%
01-4-415-53-1140	PLAN REVIEWS	50,000	50,000	70,801	141.6%
01-4-415-53-3200	MEMBERSHIPS/SUBSCRIPTIONS	-	-	305	0.0%
01-4-415-53-3000	TRAINING	-	-	30	0.0%
01-4-415-54-1100	OFFICE SUPPLIES/DISPOSABLES	3,000	3,000	3,104	103.5%
		<b>416,261</b>	<b>416,261</b>	<b>298,895</b>	<b>71.8%</b>

**2022-2023 Budget vs Actual Analysis**  
**9 Months or 75% of the Year**

**Patrol Services**

<b>Account Number</b>	<b>Account Description</b>	<b>12 Months Original Budget 2019-2020</b>	<b>12 Months Amended Budget 2022-2023</b>	<b>9 Months Actual 2022-2023</b>	<b>% Actual vs. Amended Budget</b>
01-5-421-51-1000	FULL TIME	3,026,321	3,026,321	2,126,275	70.3%
01-5-421-51-2000	OVERTIME	191,584	191,584	224,086	117.0%
01-5-421-51-2100	IDOT TRAFFIC SAFETY GRANT OT	30,000	30,000	9,239	30.8%
01-5-421-51-6000	HOLIDAY PAY	284,842	284,842	191,811	67.3%
01-5-421-51-7000	COURT PAY	111,975	111,975	19,282	17.2%
01-5-421-51-8000	LONGEVITY	18,700	18,700	15,400	82.4%
01-5-421-51-9000	CROSSING GUARDS	67,000	67,000	35,100	52.4%
01-5-421-51-9100	PART TIME CSO	90,000	90,000	45,357	50.4%
01-5-421-52-1000	GROUP INSURANCE	711,060	711,060	531,476	74.7%
01-5-421-52-1200	OPT OUT INSURANCE	6,800	6,800	2,437	35.8%
01-5-421-52-2000	WORKERS COMPENSATION	-	-	37,190	0.0%
01-5-421-52-7000	RHS V/S LEAVE CONTRIBUTIONS	28,000	28,000	23,825	85.1%
01-5-421-53-1100	CONTRACTUAL SERVICES	2,600	2,600	705	27.1%
01-5-421-53-3030	TUITION REIMBURSEMENT	10,000	10,000	-	0.0%
01-5-421-54-4100	SSERT MEMB/EQUIP/TRNG	3,700	3,700	469	12.7%
		<b>4,582,582</b>	<b>4,582,582</b>	<b>3,262,652</b>	<b>71.2%</b>

**2022-2023 Budget vs Actual Analysis**  
**9 Months or 75% of the Year**

**Criminal Investigatin**

<b>Account Number</b>	<b>Account Description</b>	<b>12 Months Original Budget 2019-2020</b>	<b>12 Months Amended Budget 2022-2023</b>	<b>9 Months Actual 2022-2023</b>	<b>% Actual vs. Amended Budget</b>
01-5-422-51-1000	FULL TIME	729,146	729,146	543,926	74.6%
01-5-422-51-2000	OVERTIME	99,662	99,662	87,604	87.9%
01-5-422-51-2111	OT JUVENILE TOBACCO PROGRAM	1,480	1,480	805	54.4%
01-5-422-51-2300	OVERTIME HSI	25,000	25,000	9,607	38.4%
01-5-422-51-6000	HOLIDAY PAY	54,637	54,637	43,440	79.5%
01-5-422-51-8000	LONGEVITY	4,500	4,500	5,300	117.8%
01-5-422-52-1000	GROUP INSURANCE	182,544	182,544	117,375	64.3%
01-5-422-52-7000	RHS V/S LEAVE CONTRIBUTIONS	8,000	8,000	5,229	65.4%
01-5-422-53-9500	FINGERPRINTS, LICENSES	3,000	3,000	1,000	33.3%
01-5-422-54-1200	OPERATING SUPPLIES	3,000	3,000	2,170	72.3%
01-5-422-54-1211	JUVENILE TOB.ENF.EXPENSES	500	500	-	0.0%
01-5-422-54-3800	CRIME PREVENTION SUPPLIES	4,000	4,000	172	4.3%
		<b>1,115,469</b>	<b>1,115,469</b>	<b>816,627</b>	<b>73.2%</b>

**2022-2023 Budget vs Actual Analysis**  
**9 Months or 75% of the Year**

**Support Services**

<b>Account Number</b>	<b>Account Description</b>	<b>12 Months Original Budget 2019-2020</b>	<b>12 Months Amended Budget 2022-2023</b>	<b>9 Months Actual 2022-2023</b>	<b>% Actual vs. Amended Budget</b>
01-5-423-51-1000	FULL TIME	210,517	210,517	147,895	70.3%
01-5-423-51-2000	OVERTIME	5,479	5,479	10,484	191.4%
01-5-423-51-6000	HOLIDAY PAY	10,500	10,500	7,338	69.9%
01-5-423-51-8000	LONGEVITY	1,500	1,500	1,500	100.0%
01-5-423-51-9000	PART TIME	55,018	55,018	40,363	73.4%
01-5-423-52-1000	GROUP INSURANCE	63,048	63,048	42,353	67.2%
01-5-423-53-7700	SHARE COST NETWORK 3	12,000	12,000	9,000	75.0%
01-5-423-53-7800	HMWD SHARE E-COM	406,600	406,600	394,993	97.1%
01-5-423-53-7900	RADIO LEASES	45,400	45,400	45,397	100.0%
		<b>810,062</b>	<b>810,062</b>	<b>699,323</b>	<b>86.3%</b>

**2022-2023 Budget vs Actual Analysis**  
**9 Months or 75% of the Year**

**Police Administration**

<b>Account Number</b>	<b>Account Description</b>	<b>12 Months Original Budget 2019-2020</b>	<b>12 Months Amended Budget 2022-2023</b>	<b>9 Months Actual 2022-2023</b>	<b>% Actual vs. Amended Budget</b>
01-5-424-51-1000	FULL TIME	497,021	497,021	370,957	74.6%
01-5-424-51-4000	DEFERRED INCOME	3,600	3,600	2,354	65.4%
01-5-424-51-8000	LONGEVITY	5,600	5,600	5,600	100.0%
01-5-424-52-1000	GROUP INSURANCE	91,920	91,920	36,834	40.1%
01-5-424-52-3000	UNIFORM ALLOWANCE	75,500	75,500	27,152	36.0%
01-5-424-53-1100	CONTRACTING/CONSULTING SERVICE	21,000	21,000	14,957	71.2%
01-5-424-53-1111	MSI ADMINISTRATIVE HEARING	18,000	18,000	16,373	91.0%
01-5-424-53-1900	ANIMAL IMPOUND FEES	3,850	3,850	1,300	33.8%
01-5-424-53-2800	POSTAGE	10,000	10,000	3,344	33.4%
01-5-424-53-3000	TRAINING	47,000	47,000	33,137	70.5%
01-5-424-53-3200	MEMBERSHIPS/SUBSCRIPTIONS	1,950	1,950	1,245	63.8%
01-5-424-54-1100	OFFICE SUPPLIES/DISPOSABLES	15,000	15,000	6,619	44.1%
01-5-424-54-1200	OPERATING SUPPLIES	16,350	16,350	6,450	39.5%
01-5-424-54-1400	EQUIPMENT	10,000	10,000	-	0.0%
01-5-424-54-1500	RANGE SUPPLIES	10,000	10,000	5,589	55.9%
01-5-424-54-4500	MCSI COLLECTION FEES	25,000	25,000	7,602	30.4%
01-5-424-54-5000	SEX OFFENDER REGISTRATION FEES	500	500	-	0.0%
		<b>852,291</b>	<b>852,291</b>	<b>539,513</b>	<b>63.3%</b>

**2022-2023 Budget vs Actual Analysis**  
**9 Months or 75% of the Year**  
**Water/Sewer Expenses Summary (Unaudited)**

	<b>12 Months Original Budget 2022-2023</b>	<b>12 Months Amended Budget 2022-2023</b>	<b>9 Months Actual 2022-2023</b>	<b>% Actual vs. Budget</b>
330 Water Delivery - Flossmoor Only	\$ 1,930,724	\$ 1,930,724	\$ 813,446	42.1%
331 Water Acquisition - Homewood Only	2,967,922	2,967,922	1,625,528	54.8%
332 Water Distribution	684,883	684,883	478,306	69.8%
333 Wastewater Collection	401,450	401,450	298,458	74.3%
334 Water/Sewer Meters & Lift Stations	454,232	454,232	284,708	62.7%
335 Utilities Administration	1,578,466	1,578,466	918,305	58.2%
<b>TOTAL EXPENDITURES</b>	<b>\$ 8,017,677</b>	<b>\$ 8,017,677</b>	<b>\$ 4,418,750</b>	<b>55.1%</b>

**2022-2023 Budget vs Actual Analysis**  
**9 Months or 75% of the Year**

**Water Delivery - Flossmoor Only**

<b>Account Number</b>	<b>Account Description</b>	<b>12 Months Original Budget 2022-2023</b>	<b>12 Months Amended Budget 2022-2023</b>	<b>9 Months Actual 2022-2023</b>	<b>% Actual vs. Amended Budget</b>
12-3-330-51-1000	FULL TIME	9,035	9,035	3,171	35.1%
12-3-330-51-2000	OVERTIME	300	300	714	238.2%
12-3-330-51-8000	LONGEVITY	110	110	110	100.0%
12-3-330-52-1000	GROUP INSURANCE	3,379	3,379	2,401	71.1%
12-3-330-52-2000	WORKERS COMPENSATION	-	-	-	0.0%
12-3-330-53-1100	CONTRACTING/CONSULTING SVCS	2,200	2,200	-	0.0%
12-3-330-53-1700	LAB SERVICE	6,000	6,000	1,656	27.6%
12-3-330-53-4900	BUILDING REPAIRS	2,500	2,500	-	0.0%
12-3-330-53-5100	ENERGY	43,000	43,000	-	0.0%
12-3-330-54-1200	OPERATING SUPPLIES	1,200	1,200	293	24.4%
12-3-330-54-1800	LAB SUPPLIES	500	500	-	0.0%
12-3-330-54-2000	MATERIALS & CHEMICALS	2,500	2,500	-	0.0%
12-3-330-54-2800	WATER PURCHASED	1,860,000	1,860,000	805,100	43.3%
		<b>1,930,724</b>	<b>1,930,724</b>	<b>813,446</b>	<b>42.1%</b>

**2022-2023 Budget vs Actual Analysis**  
**9 Months or 75% of the Year**

**Water Acquisition - Homewood Only**

<b>Account Number</b>	<b>Account Description</b>	<b>12 Months Original Budget 2022-2023</b>	<b>12 Months Amended Budget 2022-2023</b>	<b>9 Months Actual 2022-2023</b>	<b>% Actual vs. Amended Budget</b>
12-3-331-51-1000	FULL TIME	28,324	28,324	19,654	69.4%
12-3-331-51-2000	OT WATER ACQ.	3,000	3,000	2,268	75.6%
12-3-331-51-8000	LONGEVITY	190	190	190	100.0%
12-3-331-52-1000	GROUP INSURANCE	6,758	6,758	4,811	71.2%
12-3-331-52-2000	WORKERS COMPENSATION	-	-	-	0.0%
12-3-331-53-1100	CONTRACTING/CONSULTING SVCS	8,000	8,000	2,565	32.1%
12-3-331-53-1700	LAB SERVICE	10,000	10,000	3,746	37.5%
12-3-331-53-4900	BUILDING REPAIRS	15,000	15,000	1,208	8.1%
12-3-331-53-5100	ENERGY	73,000	73,000	45,358	62.1%
12-3-331-54-1200	OPERATING SUPPLIES	22,000	22,000	17,496	79.5%
12-3-331-54-1800	LAB SUPPLIES	2,400	2,400	-	0.0%
12-3-331-54-2000	MATERIALS & CHEMICALS	4,000	4,000	380	9.5%
12-3-331-54-2800	WATER PURCHASED	2,795,250	2,795,250	1,527,851	54.7%
		<b>2,967,922</b>	<b>2,967,922</b>	<b>1,625,528</b>	<b>54.8%</b>

**2022-2023 Budget vs Actual Analysis**  
**9 Months or 75% of the Year**

**Water Distribution**

Account Number	Account Description	12 Months	12 Months	9 Months	% Actual
		Original Budget 2022-2023	Amended Budget 2022-2023	Actual 2022-2023	vs. Amended Budget
12-3-332-51-1000	FULL TIME	289,824	289,824	214,733	74.1%
12-3-332-51-2000	OT WATER DIST.	85,000	85,000	26,054	30.7%
12-3-332-51-8000	LONGEVITY	1,925	1,925	1,650	85.7%
12-3-332-51-9000	PART TIME	39,500	39,500	-	0.0%
12-3-332-52-1000	GROUP INSURANCE	75,834	75,834	56,123	74.0%
12-3-332-52-2000	WORKERS COMPENSATION	-	-	11,922	0.0%
12-3-332-53-1100	CONTRACTING/CONSULTING SVCS	10,000	10,000	12,950	129.5%
12-3-332-53-2300	BLACK DIRT	10,000	10,000	1,330	13.3%
12-3-332-53-5300	DUMP CHARGES	30,000	30,000	25,156	83.9%
12-3-332-54-1200	OPERATING SUPPLIES	30,000	30,000	44,760	149.2%
12-3-332-54-2000	MATERIALS & CHEMICALS	5,000	5,000	-	0.0%
12-3-332-54-2400	ASPHALT	10,000	10,000	9,859	98.6%
12-3-332-54-2500	STONE INTERNAL	35,000	35,000	19,763	56.5%
12-3-332-54-2510	CONCRETE-OUTSIDE CONTRACTOR	31,000	31,000	31,000	100.0%
12-3-332-54-5000	OPERATING EQUIPMENT	4,000	4,000	3,252	81.3%
12-3-332-54-5100	HYDRANT PARTS/RPR & REPLMT	15,000	15,000	16,875	112.5%
12-3-332-54-5200	VALVE PARTS	12,000	12,000	2,880	24.0%
12-3-332-54-7100	FOOD ALLOWANCE	800	800	-	0.0%
		<b>684,883</b>	<b>684,883</b>	<b>478,306</b>	<b>69.8%</b>

**2022-2023 Budget vs Actual Analysis**  
**9 Months or 75% of the Year**

**Wastewater Collection**

<b>Account Number</b>	<b>Account Description</b>	<b>12 Months Original Budget 2022-2023</b>	<b>12 Months Amended Budget 2022-2023</b>	<b>9 Months Actual 2022-2023</b>	<b>% Actual vs. Amended Budget</b>
12-3-333-51-1000	FULL TIME	237,129	237,129	176,592	74.5%
12-3-333-51-2000	OT WASTEWATER	9,000	9,000	18,416	204.6%
12-3-333-51-8000	LONGEVITY	1,575	1,575	1,350	85.7%
12-3-333-52-1000	GROUP INSURANCE	62,046	62,046	44,996	72.5%
12-3-333-52-2000	WORKERS COMPENSATION	-	-	-	0.0%
12-3-333-53-1100	CONTRACTING/CONSULTING SVCS	10,000	10,000	9,900	99.0%
12-3-333-53-2300	BLACK DIRT	2,500	2,500	1,396	55.8%
12-3-333-53-5300	DUMP CHARGES	15,000	15,000	8,025	53.5%
12-3-333-54-1200	OPERATING SUPPLIES	30,000	30,000	15,265	50.9%
12-3-333-54-2000	MATERIALS & CHEMICALS	6,000	6,000	6,526	108.8%
12-3-333-54-2400	ASPHALT	10,000	10,000	10,850	108.5%
12-3-333-54-2500	STONE INTERNAL	7,500	7,500	-	0.0%
12-3-333-54-2510	CONCRETE-OUTSIDE CONTRACTOR	5,000	5,000	4,929	98.6%
12-3-333-54-2700	NEW EQUIPMENT	5,400	5,400	-	0.0%
12-3-333-54-7100	FOOD ALLOWANCE	300	300	-	0.0%
		<b>401,450</b>	<b>401,450</b>	<b>298,458</b>	<b>74.3%</b>

**2022-2023 Budget vs Actual Analysis**  
**9 Months or 75% of the Year**

**Water/Sewer Meters & Lift Stations**

<b>Account Number</b>	<b>Account Description</b>	<b>12 Months Original Budget 2022-2023</b>	<b>12 Months Amended Budget 2022-2023</b>	<b>9 Months Actual 2022-2023</b>	<b>% Actual vs. Amended Budget</b>
12-3-334-51-1000	FULL TIME	226,595	226,595	142,515	62.9%
12-3-334-51-2000	OT MTRS. & LIFT STAS.	19,000	19,000	19,992	105.2%
12-3-334-51-8000	LONGEVITY	1,520	1,520	1,520	100.0%
12-3-334-52-1000	GROUP INSURANCE	54,067	54,067	39,177	72.5%
12-3-334-52-2000	WORKERS COMPENSATION	-	-	-	0.0%
12-3-334-52-3000	UNIFORM ALLOWANCE	16,550	16,550	9,010	54.4%
12-3-334-53-1100	CONTRACTING/CONSULTING SVCS	6,500	6,500	3,897	60.0%
12-3-334-53-1110	OUTSIDE CONTRACTING	1,500	1,500	-	0.0%
12-3-334-53-1120	LARGE METER TEST PROGRAM	1,000	1,000	-	0.0%
12-3-334-53-3600	EQUIPMENT RENTAL	1,000	1,000	-	0.0%
12-3-334-53-4600	EQUIP MAINT & REPAIR	15,000	15,000	8,270	55.1%
12-3-334-53-4900	BUILDING REPAIRS	1,000	1,000	-	0.0%
12-3-334-53-5100	ENERGY	50,000	50,000	37,223	74.4%
12-3-334-54-1000	BLDG MAINT/PUMP STA/L.S.SUPP	15,000	15,000	12,694	84.6%
12-3-334-54-1200	OPERATING SUPPLIES	2,000	2,000	666	33.3%
12-3-334-54-5000	OPERATING EQUIPMENT	15,000	15,000	-	0.0%
12-3-334-54-5300	METERS NEW CONSTRUCTION	5,000	5,000	3,235	64.7%
12-3-334-54-5400	METER PARTS	4,000	4,000	3,004	75.1%
12-3-334-54-5500	METERS REPLACEMENT	10,000	10,000	3,507	35.1%
12-3-334-54-5600	WATER METER TESTING	9,500	9,500	-	0.0%
		<b>454,232</b>	<b>454,232</b>	<b>284,708</b>	<b>62.7%</b>

**2022-2023 Budget vs Actual Analysis**  
**9 Months or 75% of the Year**

**Utilities Administration**

Account Number	Account Description	12 Months	12 Months	9 Months	% Actual
		Original Budget 2022-2023	Amended Budget 2022-2023	Actual 2022-2023	vs. Amended Budget
12-3-335-51-1000	FULL TIME	457,162	457,162	294,722	64.5%
12-3-335-51-2000	OT WATER ADMIN.	3,000	3,000	1,444	48.1%
12-3-335-51-4000	DEFERRED INCOME	1,200	1,200	900	75.0%
12-3-335-51-8000	LONGEVITY	1,850	1,850	1,850	100.0%
12-3-335-51-9000	PART TIME	23,000	23,000	5,627	24.5%
12-3-335-52-1000	GROUP INSURANCE	96,366	96,366	61,183	63.5%
12-3-335-52-1200	GROUP INS OPT-OUT PROGRAM	3,400	3,400	5,376	158.1%
12-3-335-52-2000	WORKERS COMPENSATION	5,000	5,000	-	0.0%
12-3-335-52-4000	UNEMPLOYMENT COMPENSATION	2,000	2,000	-	0.0%
12-3-335-52-6000	EMPLOYEE ASSISTANCE PROGRAM	450	450	-	0.0%
12-3-335-53-1100	CONTRACTING/CONSULTING SVCS	21,600	21,600	1,934	9.0%
12-3-335-53-1101	CONTRACTING/CONSULTING - FIN	5,000	5,000	6,623	132.5%
12-3-335-53-1120	J.U.L.I.E.	5,600	5,600	2,969	53.0%
12-3-335-53-1200	LEGAL SERVICES	25,000	25,000	2,443	9.8%
12-3-335-53-1800	IT SERVICES	57,419	57,419	40,382	70.3%
12-3-335-53-2611	BANK FEES	70,000	70,000	55,390	79.1%
12-3-335-53-2800	POSTAGE	35,000	35,000	21,914	62.6%
12-3-335-53-3000	TRAINING	12,000	12,000	3,069	25.6%
12-3-335-53-4700	MAINTENANCE AGREEMENTS	7,000	7,000	-	0.0%
12-3-335-53-4800	PAGER RENTAL/RADIO REPAIR	3,000	3,000	-	0.0%
12-3-335-53-7500	TRANSFER TO	663,769	663,769	331,885	50.0%
12-3-335-53-8000	MISCELLANEOUS	1,500	1,500	40,109	2673.9%
12-3-335-53-8100	REPORTS TO RESIDENTS	4,500	4,500	-	0.0%
12-3-335-53-8800	DRUG/HEPATITIS B TESTING	800	800	120	15.0%
12-3-335-54-0900	HEALTH & PPE SUPPLIES	1,900	1,900	-	0.0%
12-3-335-54-1100	OFFICE SUPPLIES/DISPOSABLES	2,900	2,900	387	13.3%
12-3-335-54-1101	PUBLICATIONS/PERIODICALS - FIN	9,100	9,100	-	0.0%
12-3-335-54-1300	PUBLICATIONS/PERIODICALS	1,000	1,000	-	0.0%
12-3-335-54-4200	EQUIPMENT	12,950	12,950	-	0.0%
12-3-335-54-4240	REPAIR PARTS - UTILITIES	25,000	25,000	16,654	66.6%
12-3-335-54-4500	FUEL - UTILITIES	20,000	20,000	23,323	116.6%
		<b>1,578,466</b>	<b>1,578,466</b>	<b>918,305</b>	<b>58.2%</b>

**FY 2022-2023 CAPITAL IMPROVEMENT PROGRAM  
GENERAL CAPITAL**

Dept.	Project	Funding	Budget	Amended	9 Months	% Actual vs. Budget	Account #'s
			FY 2022-2023	Budget FY 2022-2023	Actual FY 2022-2023		
FD	Air Compressor	BOND	\$ 54,589	\$ 54,589	\$ -	0%	35-3-831-55-3135
FD	Building Department Software	BOND	17,238	17,238	-	0%	35-3-831-55-3552
	<b>TOTAL FIRE DEPARTMENT CAPITAL</b>		<b>\$ 71,827</b>	<b>\$ 71,827</b>	<b>\$ -</b>	<b>0%</b>	
DPW	Science Center Annex	BOND	\$ 344,000	\$ 344,000	\$ 91,318	27%	35-3-831-55-3229
DPW	183rd Street Project	BOND	153,600	153,600	21,462	14%	35-3-831-55-3133
DPW	Village-wide camera replacement/improvements	BOND	150,000	150,000	-	0%	35-3-831-55-4230
DPW	Vehicle Purchases	BOND	110,000	110,000	19,877	18%	35-3-831-55-3525
DPW	Ridge Road Storm Sewer Design - Ashland to Center	BOND	47,500	47,500	61	0%	35-3-831-55-3112
DPW	Science Center Electrical	BOND	35,000	35,000	12,432	36%	35-3-831-55-3113
DPW	North Viaduct Retaining Wall Stabilization & Landscaping	BOND	30,000	30,000	-	0%	35-3-831-55-3116
DPW	Salt Scale	BOND	-	10,677	10,677	100%	35-3-831-55-3141
DPW	Parking Lot Pay Stations	BOND	-	-	24,970	0%	35-3-831-55-3142
DPW	Heaters for FD, L&M ,VH, and BCTC Buildings	BOND	15,000	15,000	10,532	70%	35-3-831-55-3230
DPW	Manhole Cutter Attachment (50% in w/s )	BOND	12,500	12,500	-	0%	35-3-831-55-3128
	<b>TOTAL PUBLIC WORKS DEPARTMENT CAPITAL</b>		<b>\$ 897,600</b>	<b>\$ 908,277</b>	<b>\$ 191,329</b>	<b>21%</b>	
	<b>TOTAL GENERAL CAPITAL</b>		<b>\$ 969,427</b>	<b>\$ 980,104</b>	<b>\$ 191,329</b>	<b>20%</b>	

**FY 2022-2023 CAPITAL IMPROVEMENT PROGRAM  
WATER/SEWER CAPITAL**

Dept.	Project	Funding	Budget	Amended	9 Months	% Actual	Account #'s
			FY 2022-2023	Budget FY 2022-2023	Actual FY 2022-2023	vs. Budget	
WS	Chicago Heights Water Transmission Main Construction	W/S	\$ 1,100,000	\$ 1,100,000	\$ 640,882	58%	13-3-337-55-5290
WS	Purchase of Property (Old Library)	W/S	-	-	545,000	0%	13-3-337-55-7900
WS	Sanitary Sewer Slip Lining	W/S	500,000	500,000	-	0%	13-3-337-55-8340
WS	Watermain Marlin - Lane from Dolphin Lake to Debra	W/S	490,000	490,000	-	0%	13-3-337-55-8531
WS	Sanitary Relief Sewer - Hood to Pierce	W/S	90,000	90,000	-	0%	13-3-337-55-8346
WS	Fire Hydrant Flow Testing/GPS	W/S	50,000	50,000	-	0%	13-3-337-55-8347
WS	Lift Station #4 Pump Replacement	W/S	50,000	50,000	-	0%	13-3-337-55-8375
WS	Water Plant #1 Replace Transfer Switch	W/S	45,000	45,000	-	0%	13-3-337-55-8348
WS	Leak Detection	W/S	30,000	30,000	21,450	72%	13-3-337-55-4700
WS	Manhole cutter attachment (50% in Bond)	W/S	12,500	12,500	-	0%	13-3-337-55-8379
WS	CL-17, Flow Pacing Valve	W/S	9,000	9,000	-	0%	13-3-337-55-8352
WS	Central Water Tower Inspection	W/S	7,500	7,500	4,000	53%	13-3-337-55-5240
WS	Public Works Cameras	W/S	3,500	3,500	-	0%	13-3-337-55-5265
	<b>TOTAL WATER/SEWER CAPITAL</b>		<b>\$ 2,387,500</b>	<b>\$ 2,387,500</b>	<b>\$ 1,211,332</b>	<b>51%</b>	

**FY 2022-2023 CAPITAL IMPROVEMENT PROGRAM**  
**MOTOR FUEL TAX CAPITAL**

Dept.	Project	Funding	Budget	Amended	9 Months	% Actual	Account #'s
			FY 2022-2023	Budget FY 2022-2023	Actual FY 2022-2023	vs. Budget	
MFT	2022 RBI Street Resurfacing Program (Rebuilding IL Funds)	MFT	968,000	968,000	977,983	101%	23-3-320-55-5243
MFT	2022 MFT Street Resurfacing Program	MFT	400,000	400,000	443,025	111%	23-3-320-55-5244
MFT	Salt Dome	MFT	365,000	365,000	-	0%	23-3-320-55-5283
MFT	South Viaduct Railings	MFT	175,000	175,000	-	0%	23-3-320-55-5289
MFT	2023 MFT General Maintenance (Salt & Patching)	MFT	125,000	125,000	-	0%	23-3-320-55-5245
MFT	Rockwell Avenue Reconstruction	MFT	120,000	120,000	-	0%	23-3-320-55-5290
MFT	175th Street LAFO Resurfacing	MFT	15,000	15,000	-	0%	23-3-320-55-5287
<b>TOTAL MOTOR FUEL TAX CAPITAL</b>			<b>\$ 2,168,000</b>	<b>\$ 2,168,000</b>	<b>\$ 1,421,008</b>	<b>66%</b>	

**FY 2022-2023 CAPITAL IMPROVEMENT PROGRAM  
TIF CAPITAL**

<b>Project</b>	<b>Funding</b>	<b>Budget FY 2022-2023</b>	<b>Amended Budget FY 2022-2023</b>	<b>9 Months Actual FY 2022-2023</b>	<b>% Actual vs. Budget</b>	<b>Account #'s</b>
Parking Lot (behind Cilantro)	SG TIF	100,000	100,000	-	0%	45-3-516-55-4200
1221 175th Street Building Renovations	NE TIF	3,000,000	3,000,000	-	0%	26-3-515-55-4100
Dixie/Miller Infrastructure	DIXIE/MILLER CT TIF	200,000	200,000	-	0%	29-3-515-55-4100
<b>TOTAL TIF CAPITAL</b>		<b>\$ 3,300,000</b>	<b>\$ 3,300,000</b>	<b>\$ -</b>	<b>0%</b>	